



# Windshield Assembling


1. Find this part (2pcs) from the assembling parts for windshield, take off the mirror, then put this part on the hole, then add on the mirror again.



2. Then find this poles, and nuts (two sets), and another nut, then insert in the before part, both side do like this.



3. Follow two small nuts do as this,



Then as follow, total 4 sets.



4. There are 4 holes on the windshield, assembling the two parts as follow for each hole, the shorter one at the front side of the scooter.(windshield)



5. Then take the windshield ,insert the poles to the holes on the nets as picture show, adjust the screws.

